

EDITORIAL INFORMATION 2018

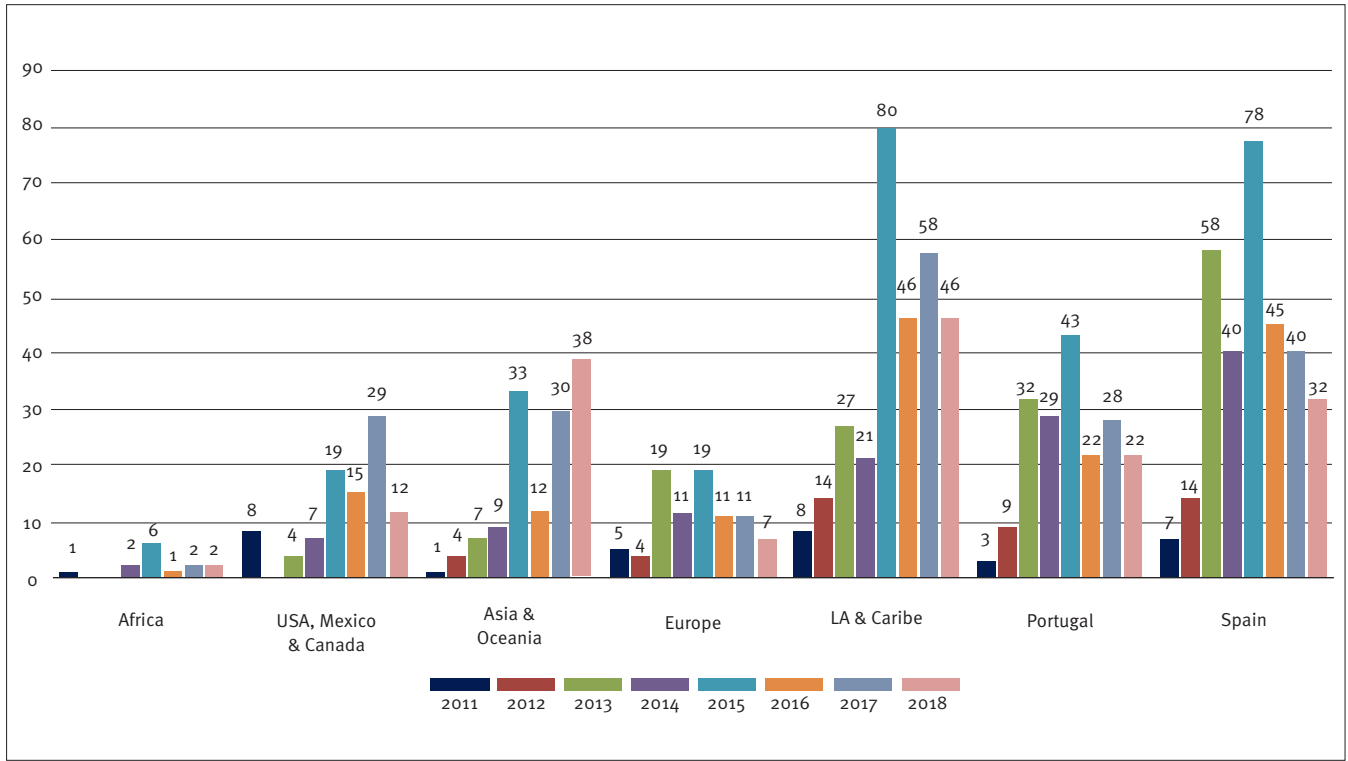
ARTICLE STATUS		2017	%	2018 ¹	%
AUTHORS	Submitted	895	100%	786	100%
EDITORIAL (Format evaluation)	Inappropriate ²	285	32%	284	36%
	Withdrawn before the blind review process	74	8%	45	6%
	Sent for desk review	536	60%	457	58%
EDITOR (desk review)	Rejected	231	26%	211	27%
	Rejected and resubmission	28	3%	35	4%
	Awaiting for desk review	10	1%	29	4%
	Sent to Scientific Editors	267	30%	182	23%
SCIENTIFIC EDITORIAL BOARD (preliminary review)	Rejected	102	11%	79	10%
	Rejected and resubmission	9	1%	3	0%
	In preliminary review stage	27	3%	23	3%
	Sent to Evaluators	129	14%	77	10%
REVIEWERS	Rejected	60	7%	36	5%
	Rejected and resubmission	7	1%	7	1%
	In double blind review	30	3%	12	2%
	Sent to authors for improving	32	4%	22	3%
AUTHORS	In Improvement stage	9	1%	10	1%
	Withdrawn after the blind review process	0	0%	0	
Scientific Editorial Board (re-evaluation)	Reevaluation after authors' improvements	2	0%	3	1%
AUTHORS	Approved	15	2%	7	1%
	Rejected after Reevaluation	6	0%	2	1%
Editorial	Published	0	0%	0	

¹Status on 01.04.2019.

²In the initial screening, the articles undergo format evaluation and detection of plagiarism through the iThenticate® software; the evaluation is carried out by the editorial staff, according to the norms established by the RAE Manual.

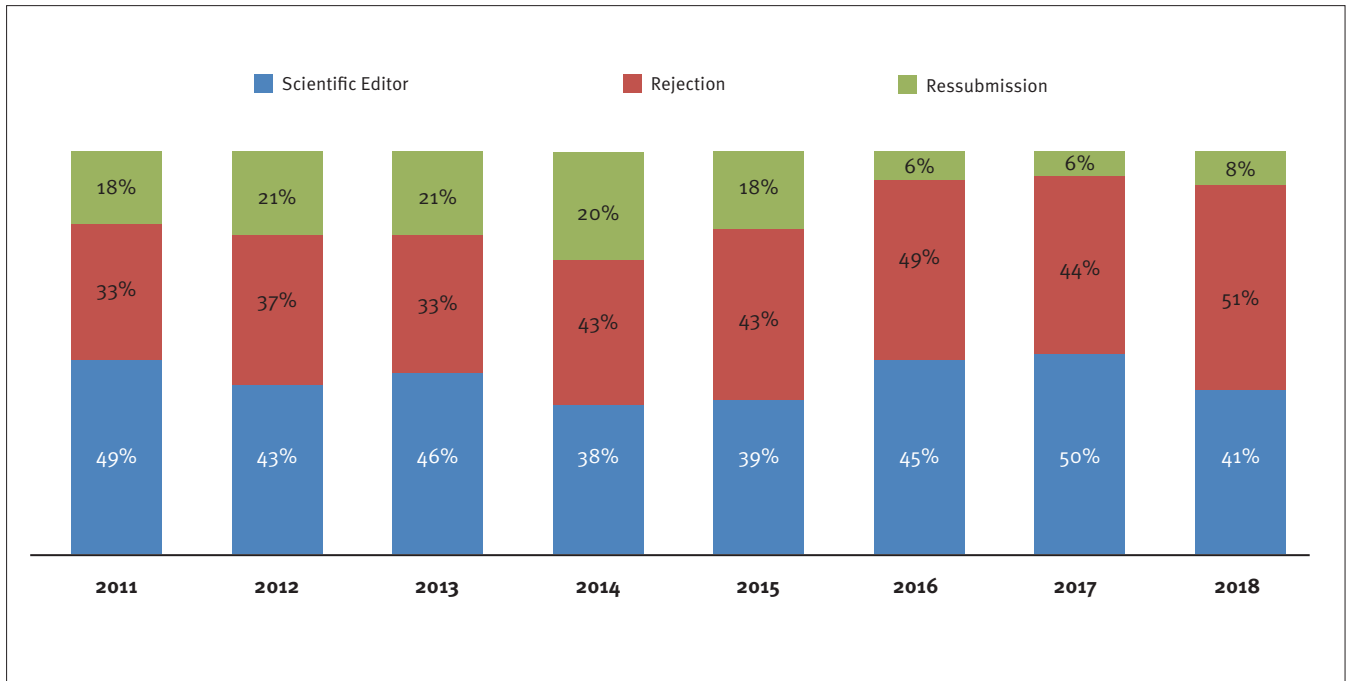
Note: The percentages presented in the table are based on the total number of articles submitted.

SUBMISSIONS BY INTERNATIONAL AUTHORS



Note: Articles sent for desk review, after format evaluation and plagiarism check.

DESK REVIEW EVALUATION (ANNUAL)

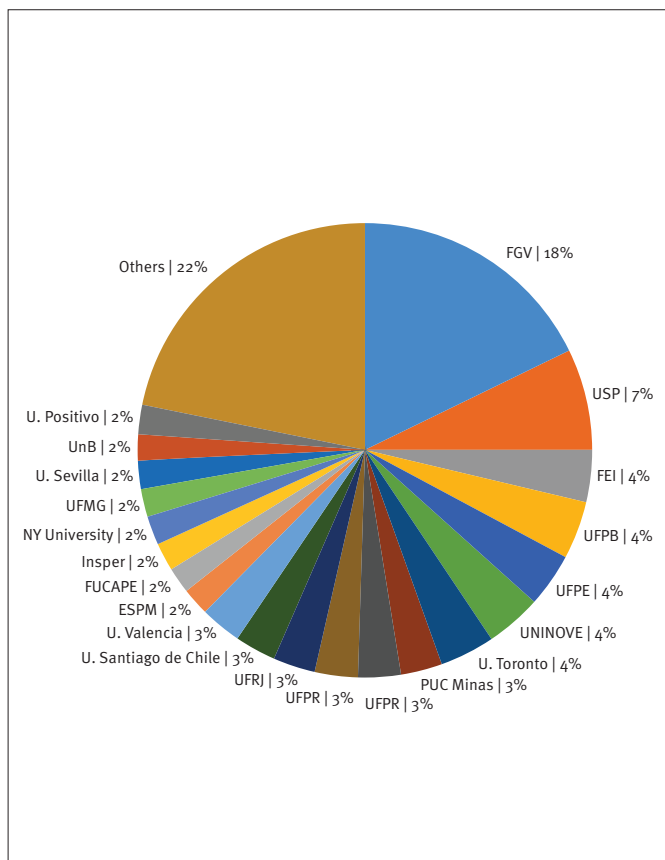


Note: The percentages presented in the table refer to the total number of articles sent for desk review by the Editor-in-Chief.

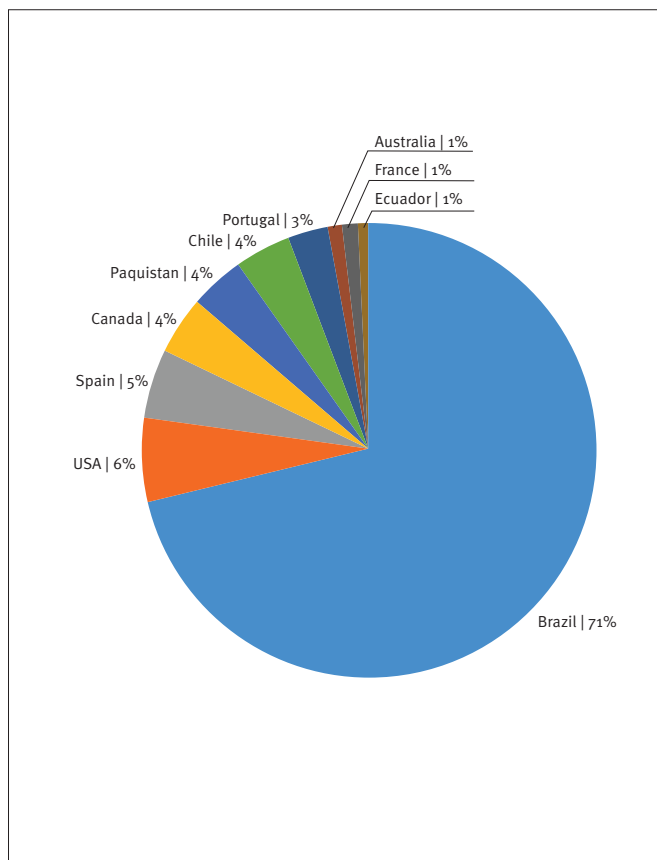
PUBLISHED ARTICLES

	2017	2018
Total number of published articles	42	48
Submitted for double-blind review	34	32
Guest authors	11	16
Geographical partnership between authors		
Brazilian authors only	25	32
International authors only	15	14
International collaboration only	5	2

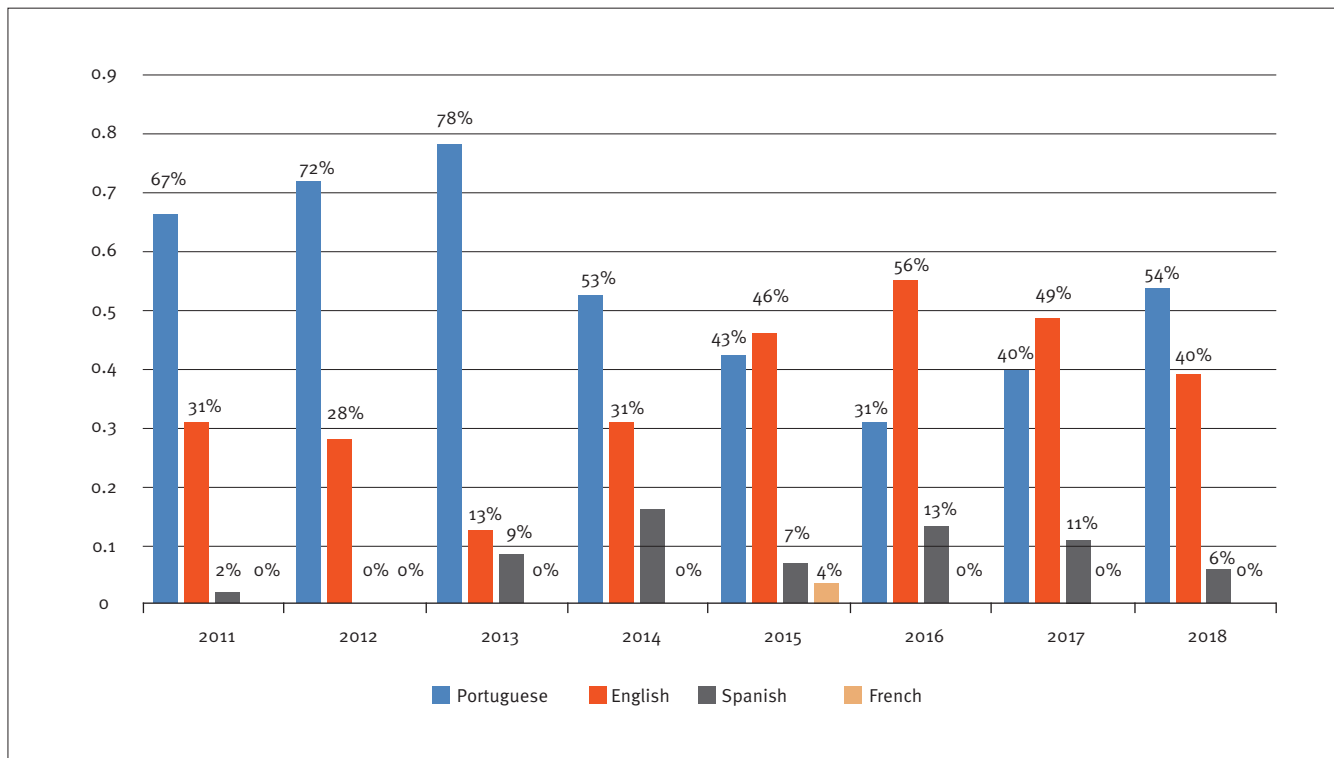
Institutional Diversity in authorship of articles (%)



Geographical diversity in authorship of articles (%)



LANGUAGE OF PUBLISHED ARTICLES



Note: In 2018, RAE started publishing articles in English, along with a Portuguese or Spanish version. The information presented captures the language in which the article was originally submitted.

ANNUAL AVERAGE NUMBER FROM THE PROCESS OF EVALUATION UNTIL APPROVAL

