

EDITORIAL INFORMATION 2019

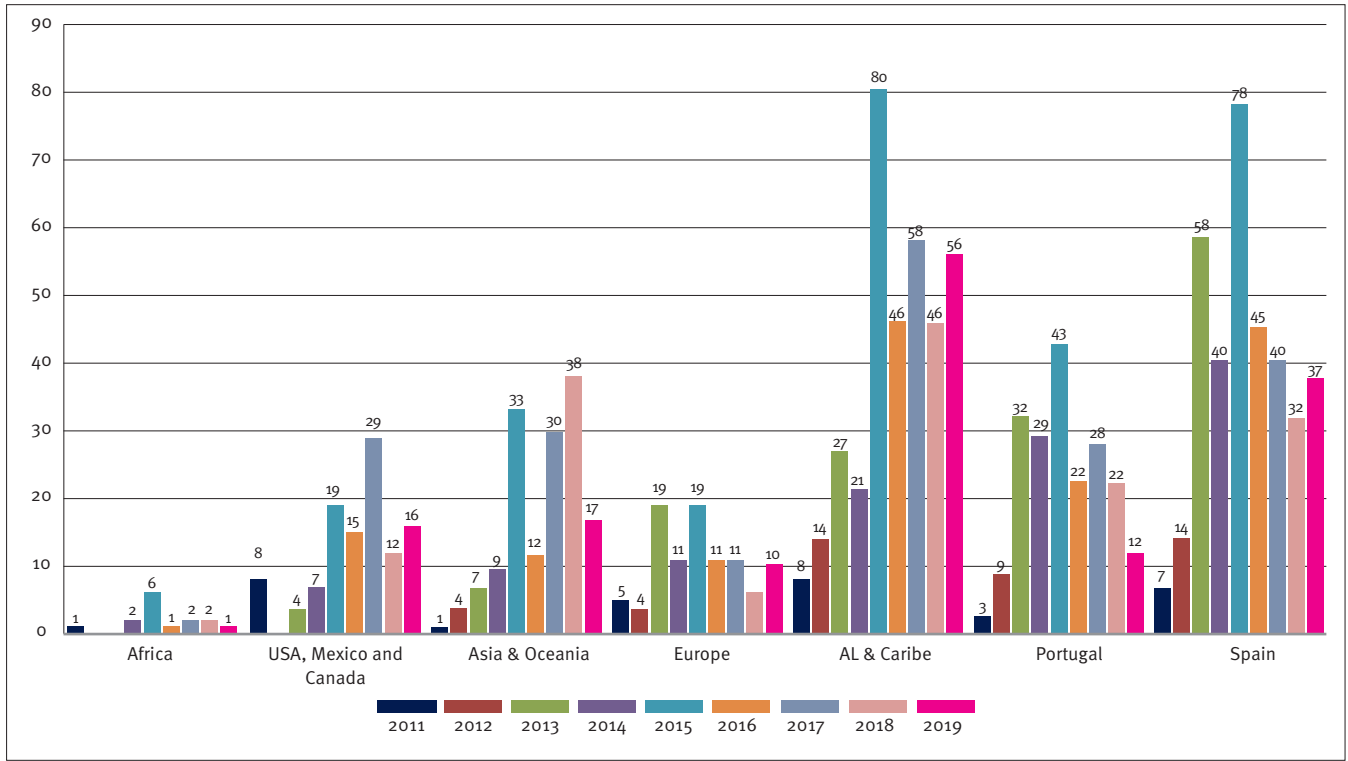
| ARTICLE STATUS | | 2018 | % | 2019 ¹ | % |
|--|---|------|------|-------------------|------|
| | Submitted | 786 | 100% | 841 | 100% |
| Editorial (Format evaluation) | Inappropriate ² | 284 | 36% | 326 | 39% |
| | Withdrawn before the blind review process | 45 | 6% | 36 | 4% |
| | Sent for desk review | 457 | 58% | 479 | 57% |
| Editor (desk review) | Rejected | 211 | 46% | 214 | 45% |
| | Rejected and resubmission | 35 | 8% | 44 | 9% |
| | Awaiting for desk review | 29 | 6% | 18 | 4% |
| | Sent to Scientific Editors | 182 | 40% | 203 | 42% |
| Scientific editorial board (preliminary review) | Rejected | 79 | 17% | 67 | 14% |
| | Rejected and resubmission | 3 | 1% | 12 | 3% |
| | In preliminary review stage | 23 | 5% | 19 | 4% |
| | Sent to Evaluators | 77 | 17% | 105 | 22% |
| Reviewers | Rejected | 36 | 8% | 37 | 8% |
| | Rejected and resubmission | 7 | 2% | 9 | 2% |
| | In double blind review | 12 | 3% | 23 | 5% |
| | Sent to authors for improving | 22 | 5% | 36 | 8% |
| | Articles accepted for publication | 7 | 2% | 19 | 4% |

¹ Status on 01.17.2020 of the articles submitted this year.

² The articles undergo format evaluation and detection of plagiarism through the iThenticate® software; the evaluation is carried out by the editorial staff, according to the norms established by the RAE Manual.

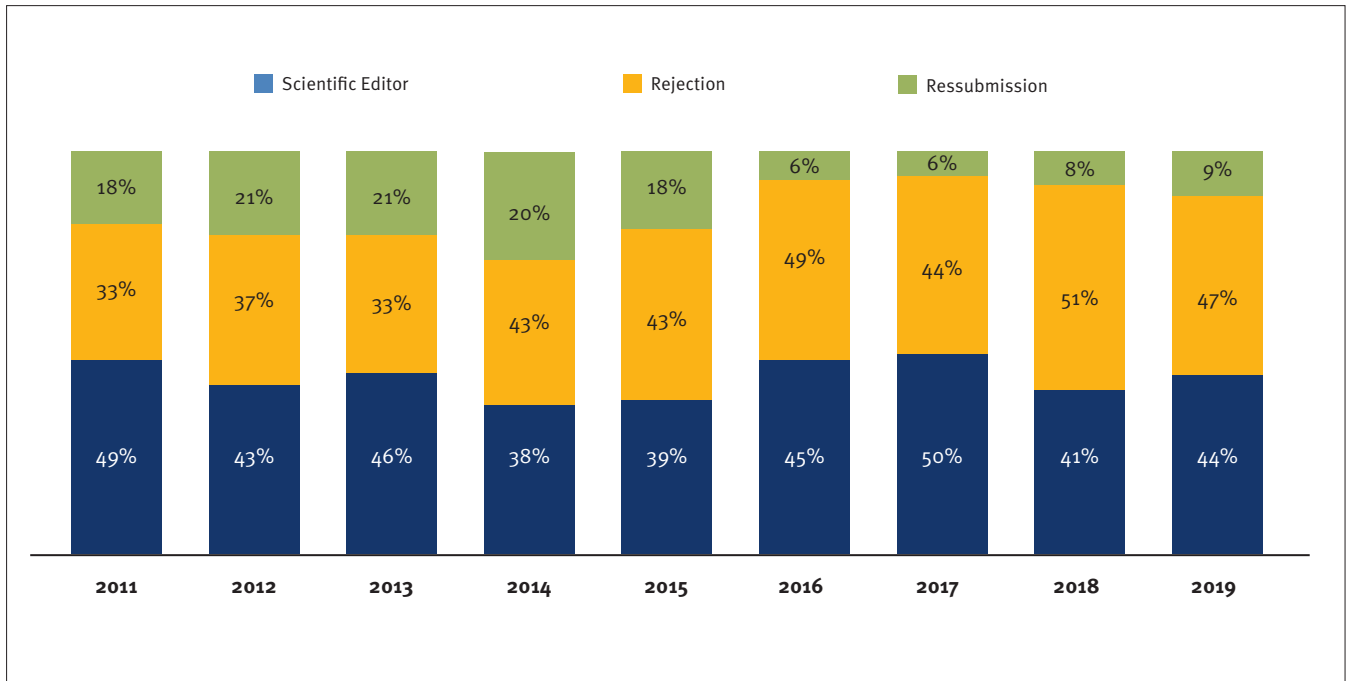
Note: The percentages do not consider articles inappropriate reject and withdrawn before the blind review process.

SUBMISSIONS BY INTERNATIONAL AUTHORS



Note: Articles sent for desk review, after format evaluation and plagiarism check; and 2) It was considered the institution of the submitting author the article.

DESK REVIEW EVALUATION (ANNUAL)

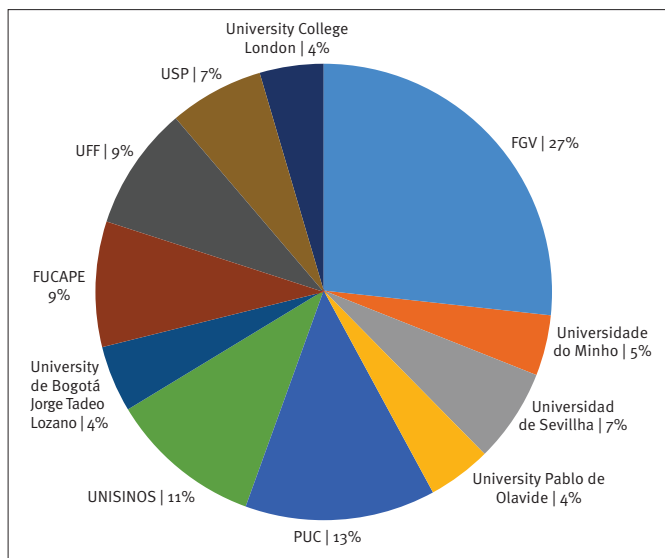


Note: The percentages presented in the table refer to the total number of articles sent for desk review by the Editor-in-Chief.

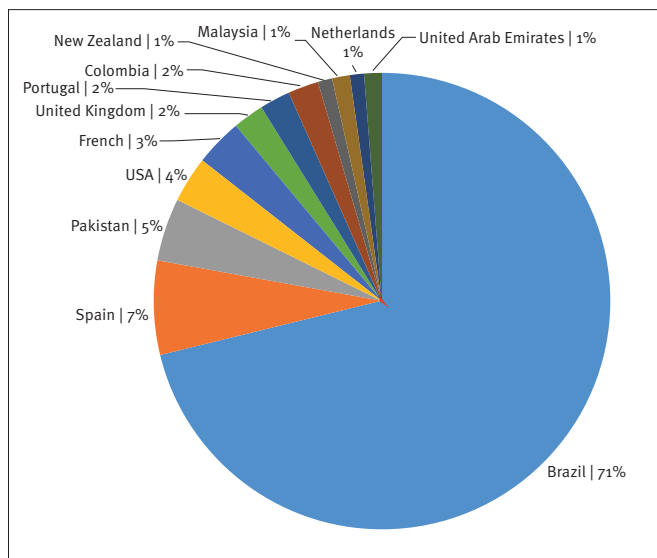
PUBLISHED ARTICLES

| | 2018 | 2019 |
|---|------|------|
| Total number of published articles | 48 | 38 |
| Submitted for double-blind review | 32 | 25 |
| Guest authors | 16 | 13 |
| Geographical partnership between authors | | |
| Brazilian authors only | 32 | 24 |
| International authors only | 14 | 11 |
| International collaboration only | 2 | 3 |

Institutional diversity in authorship of articles (%)



Geographical diversity in authorship of articles (%)



ANNUAL AVERAGE NUMBER FROM THE PROCESS OF EVALUATION UNTIL APPROVAL

