

# EDITORIAL INFORMATION 2020

ARTICLE STATUS		2019 <sup>1</sup>	%	2020 <sup>1</sup>	%
	<b>Submitted</b>	841	100%	1072	100%
<b>Editorial (Format evaluation)</b>	Inappropriate <sup>2</sup>	326	39%	379	35%
	Withdrawn before the blind review process	36	4%	28	3%
	Sent for desk review	479	57%	665	62%
<b>Editor (desk review)</b>	Rejected	214	45%	246	37%
	Rejected and resubmission	44	9%	54	8%
	Awaiting for desk review	18	4%	12	2%
	Sent to Scientific Editors	203	42%	353	53%
<b>Scientific editorial board (preliminary review)</b>	Rejected	67	14%	150	23%
	Rejected and resubmission	12	3%	6	1%
	In preliminary review stage	19	4%	51	8%
	Sent to Evaluators	105	22%	146	22%
<b>Reviewers (double-blind review)</b>	Rejected	37	8%	69	10%
	Rejected and resubmission	9	2%	16	2%
	In double blind review	23	5%	24	4%
	Sent to authors for improving	36	8%	37	6%
	<b>Articles accepted for publication</b>	19	4%	15	2%

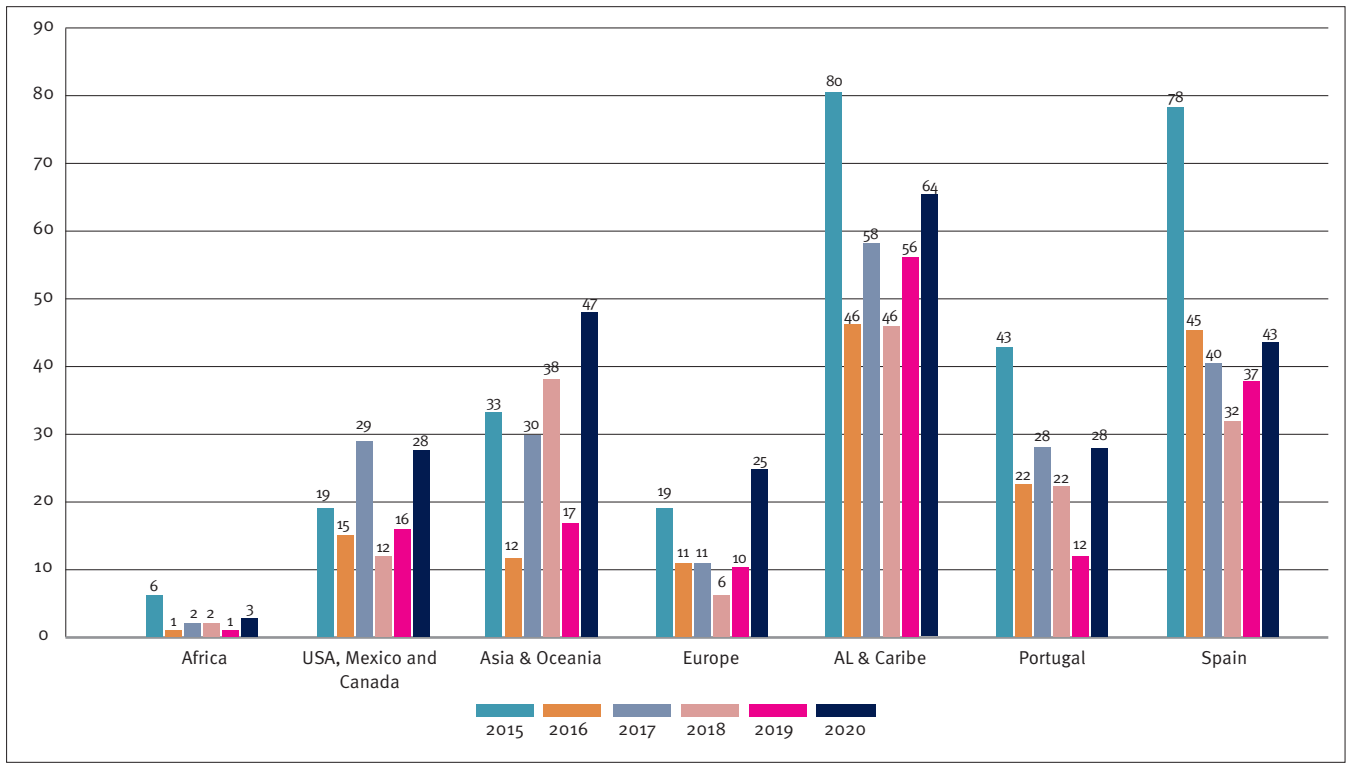
<sup>1</sup> Status on 01.11.2020 for articles submitted in the indicated year.

<sup>2</sup> In the initial selection, the Editorial Office evaluates the articles as to their format and screens them for similarities using iThenticate® software, in accordance with the norms in RAE's Manual.

<sup>3</sup> Nineteen articles submitted in 2019 were accepted for publication in 2020.

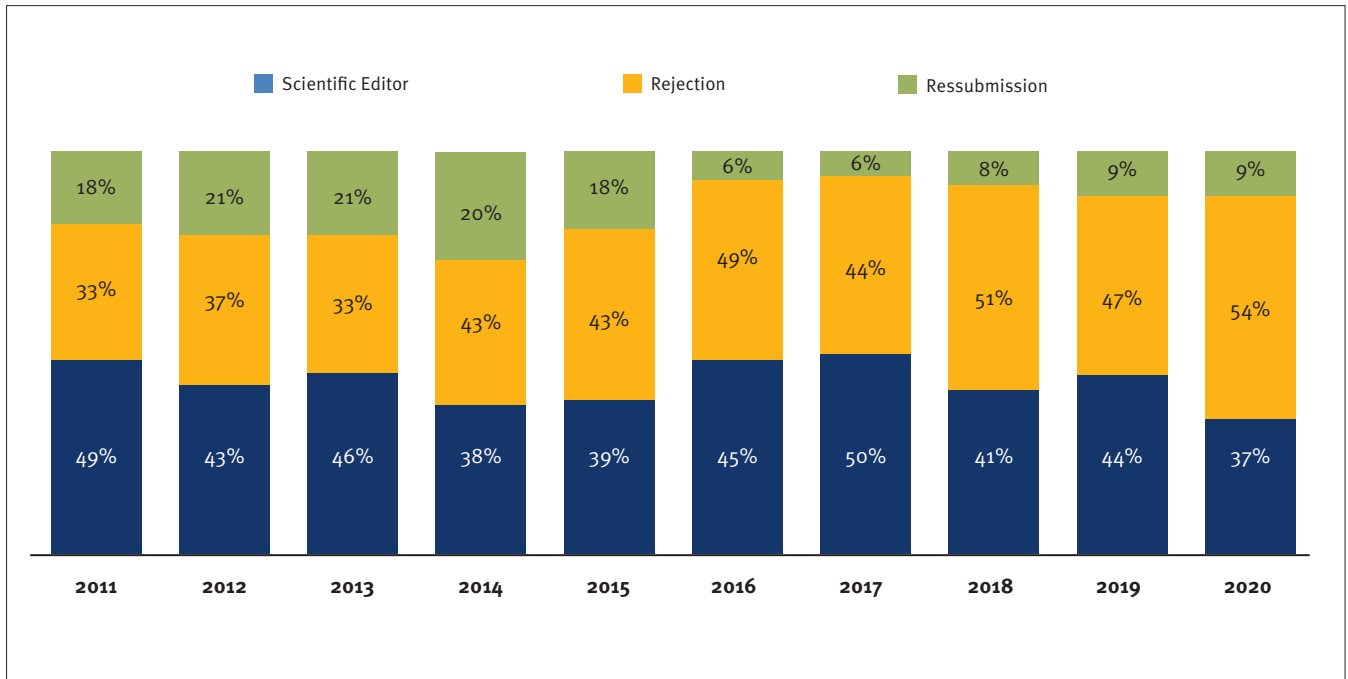
Note: The percentages shown do not consider articles rejected and removed from the process due to their format..

### SUBMISSIONS BY INTERNATIONAL AUTHORS



Note: Articles sent for desk review, after format evaluation and plagiarism check; and 2) It was considered the institution of the submitting author the article.

### DESK REVIEW EVALUATION (ANNUAL)

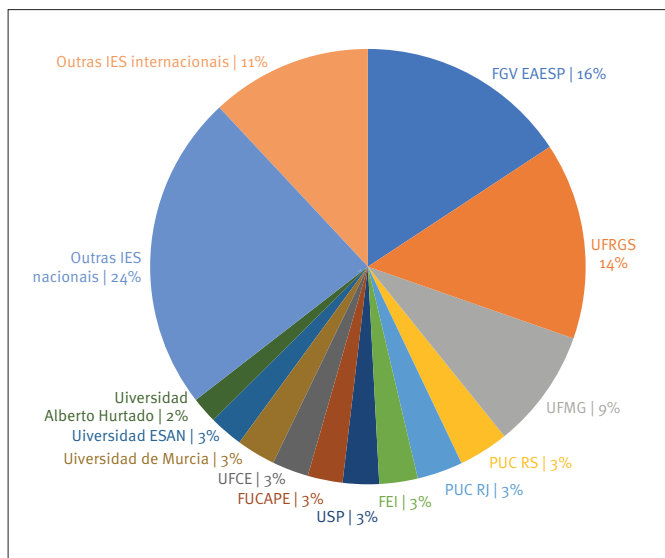


Note: The percentages presented in the table refer to the total number of articles sent for desk review by the Editor-in-Chief.

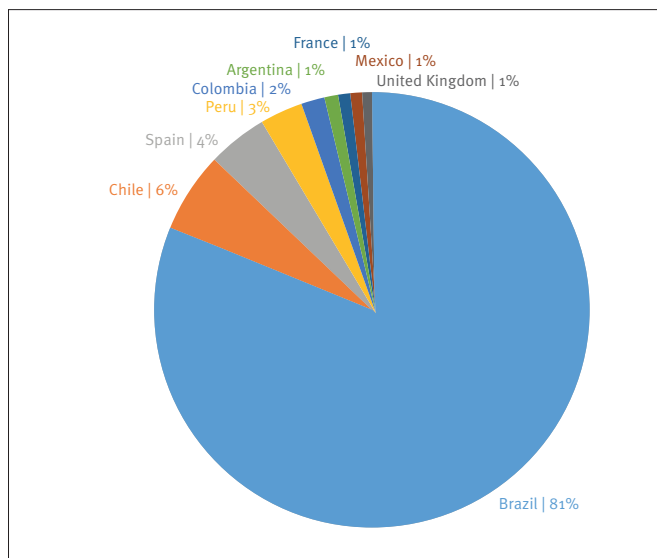
**PUBLISHED ARTICLES**

	2019	2020
<b>Total number of published articles</b>	38	37
Submitted for double-blind review	25	29
Guest authors	13	8
<b>Geographical partnership between authors</b>		
Brazilian authors only	24	28
International authors only	11	7
International collaboration only	3	2

**Institutional diversity in authorship of articles (%)**



**Geographical diversity in authorship of articles (%)**



**ANNUAL AVERAGE NUMBER FROM THE PROCESS OF EVALUATION UNTIL APPROVAL**

