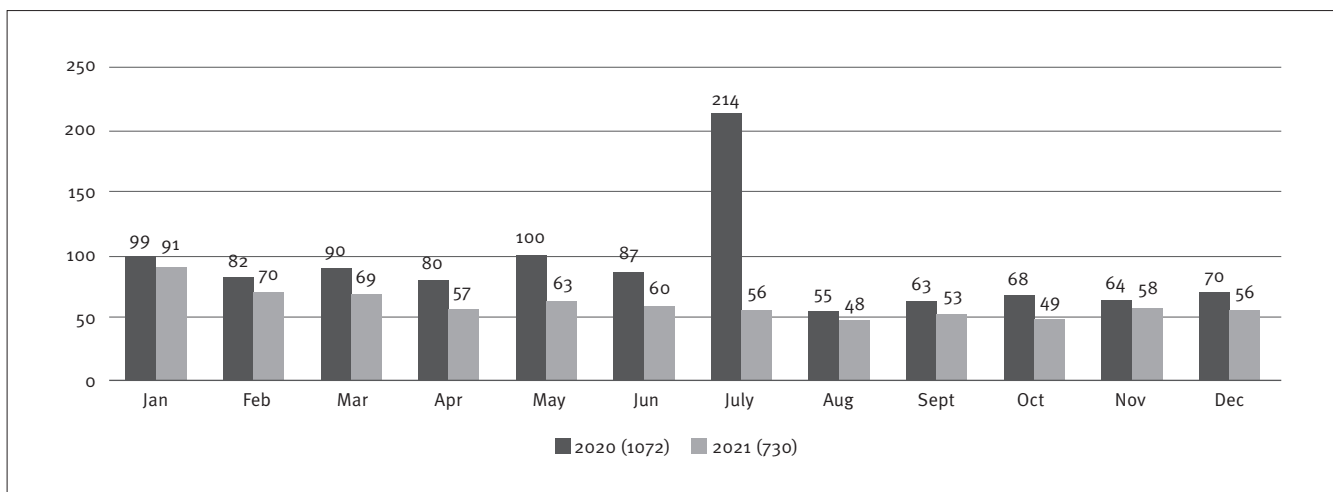


# EDITORIAL INFORMATION 2021

## Editorial Flow

### MONTHLY SUBMISSIONS 2020-2021



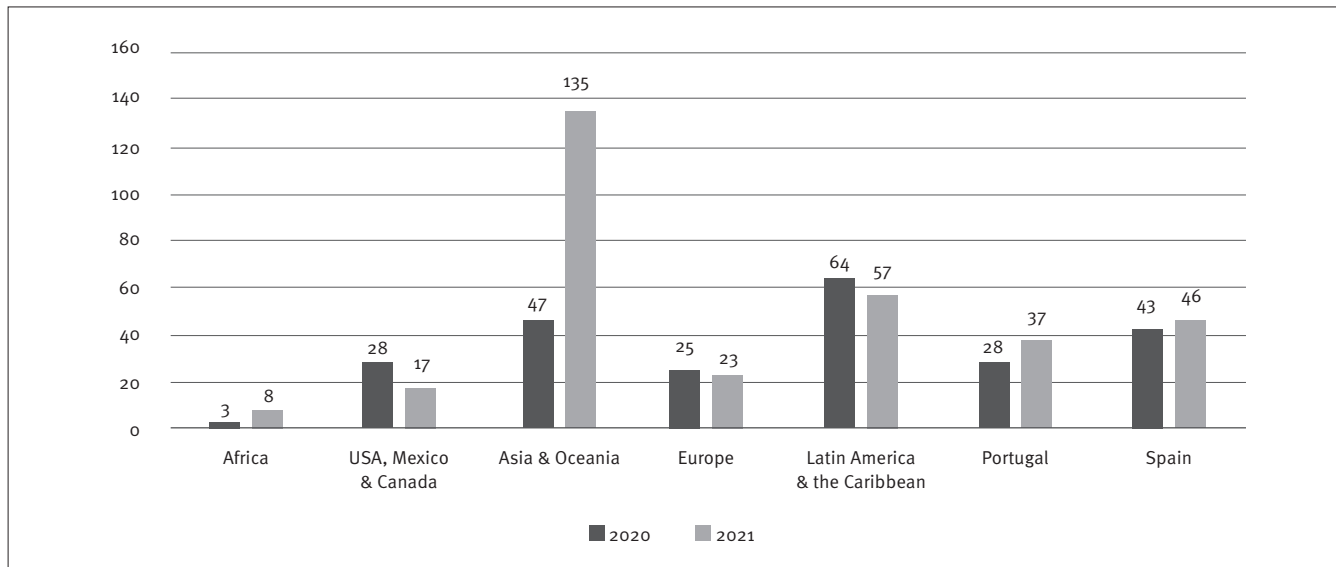
### ARTICLES PROCESSED IN 2020-2021 (REGARDLESS OF WHEN THEY WERE SUBMITTED)

Status	2020	2021
Rejeitados (por formato)	381	229
<b>Rejeitados no desk review (EIC e AE)</b>	476	359
<i>Immediate Reject</i>	416	254
<i>Immediate Reject and Resubmit</i>	59	79
Reject	1	26
<b>Rejected by peer review (ad hoc assessors)</b>	109	105
<i>Reject</i>	89	87
<i>Reject and Resubmit</i>	20	18
Approved	39	47
Articles being processed (updated on 2.08.2022)	80	

### ARTICLE PROCESSING TIME (DAYS)

	2020	2021
Average rejection time because of submission format	2.8	2.0
Average time for desk review (from submission to desk review by the editor-in-chief).	13.9	30.3
Average time for peer assessment (from submission to conclusion of the final assessment)	105.1	120.0
Average time for processing articles (from submission to final decision)	188.2	211.0
Average time between submission and approval	196	273.0

### INTERNATIONAL SUBMISSIONS (2020-2021)

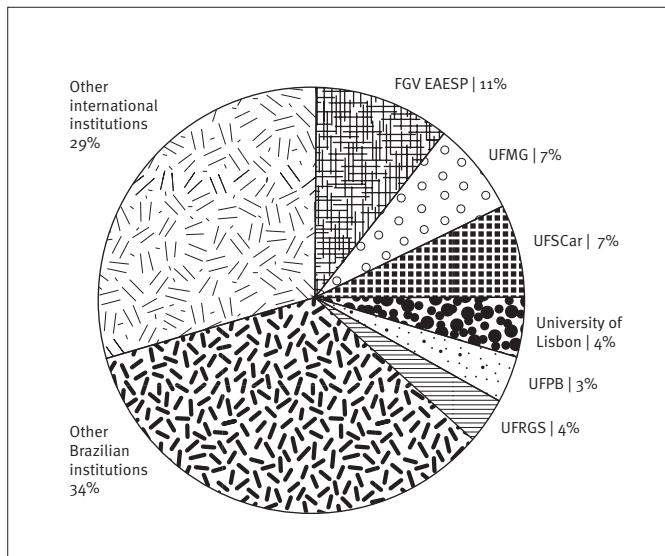


Note: 1) Articles sent for desk review after screening for format and similarities; 2) The international connection of the submitting author is considered in compiling the numbers.

### ARTICLES PUBLISHED

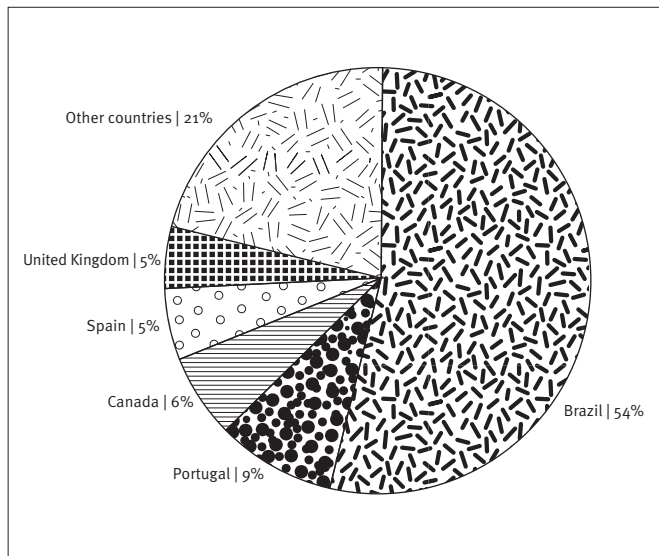
	2020	2021
<b>Total number of articles published</b>	37	40
Submitted for double-blind review	29	27
Guest articles	8	13

### Institutional diversity of the authors of the articles (%)



N° = 112 authors

### Geographic diversity of the authors of the articles (%)



N° = 112 authors